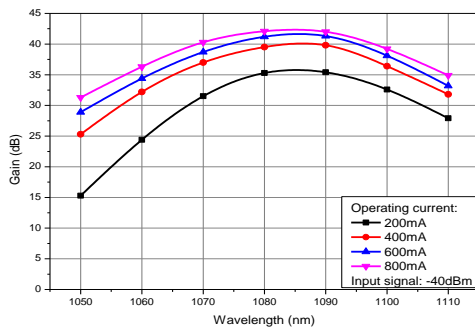


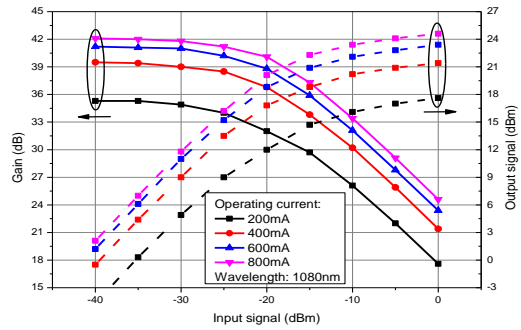
TYPICAL PERFORMANCE for reference only

Test conditions: CW operation, chip temperature 25°C, the case is mounted on room temperature heatsink

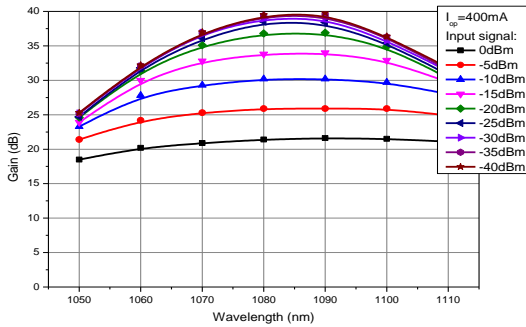
Gain spectra at different currents



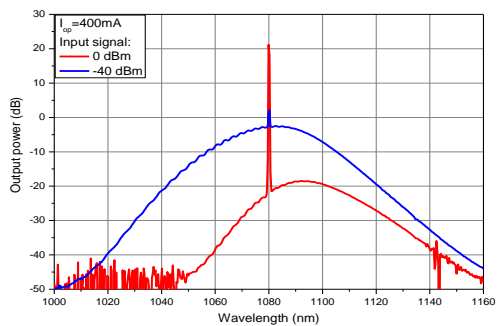
Gain and Output power vs. input signal



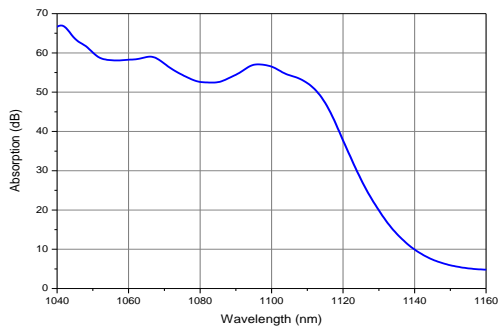
Gain spectra at different input signals



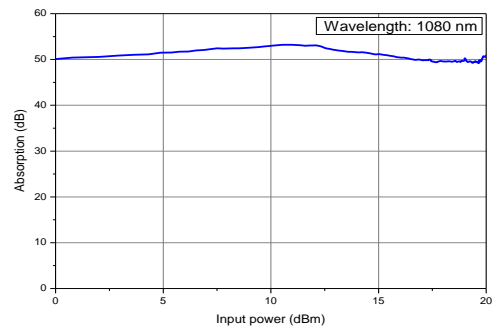
Spectra of amplified optical signal



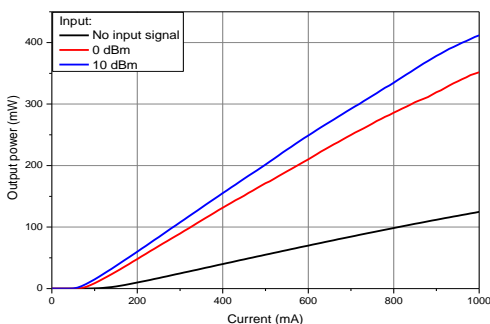
Absorption spectrum¹



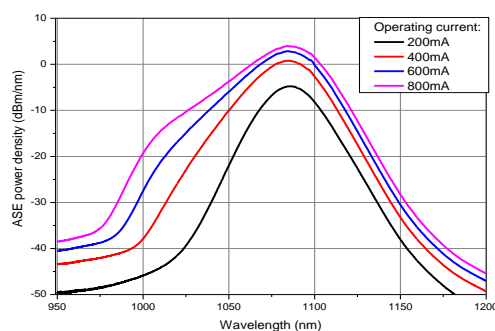
Absorption² vs. input signal



Output power at different input signals



ASE Spectra (no input signal)



¹ Absorption of linearly polarized 100uW broadband SLD radiation (SOA is short-circuited). Measured after polarizer at SOA output port.
² Absorption of linearly polarized single-frequency laser radiation (SOA is short-circuited). Measured after polarizer at SOA output port.

Part Number Identification

YY: Optical fiber type (PM – PM980 fiber; HI – HI1060 fiber)
 Example: SOA-1080-20-PM-40dB

NOTE: Innolume product specifications are subject to change without notice

THERMISTOR SPECIFICATION			FIBER SPECIFICATION			
Parameters	Value	Unit	Parameters	HI1060	PM980	Unit
Thermistor type	NTC	-	Numerical aperture (Typical)	0.14	0.12	
Resistance @25°C	10 ± 0.1	kOhm	Cutoff wavelength	920±50	900±70	nm
Beta 0-50°C	3375±1%	K	Mode-field diameter @1060nm	6.2±0.3	6.6±0.3	µm
			Cladding diameter	125±1	125±1	µm
			Coating diameter	245±15	245±15	µm
			Length (each port)	1.0 ± 0.1	1.0 ± 0.1	m
			Connector	FC/APC (narrow key)		

DIMENSIONS (in mm)	
	<p>Pin identification:</p> <ol style="list-style-type: none"> TEC "+" Thermistor - - Thermistor - - - - SOA anode "+" SOA cathode "-" - Case TEC "-"

SAFETY AND OPERATING INSTRUCTIONS

The light emitted from this device is invisible and can be harmful to the human eye. Avoid looking directly into the fiber connector when the device is in operation. Proper laser safety eyewear must be worn during operation with open connector.



Absolute Maximum Ratings may be applied to the device for short period of time only. Exposure to maximum ratings for extended period of time or exposure to more than one maximum rating may cause damage or affect the reliability of the device. Operating the device outside of its maximum ratings may cause device failure or a safety hazard. Power supplies used with the component must be employed such that the maximum forward current cannot be exceeded.

A proper heatsink for the device on thermal radiator is required. The device must be mounted on radiator with 4 screws (bolt down in X-style fashion with initial torque set to 0.075Nm and final X-style bolt down at 0.15Nm) or with clamps. The deviation from flatness of radiator surface must be less than 0.05mm. It's recommended using of Indium foil or thermal conductive and soft material between bottom of the case and heatsink for thermal interface. It's undesirable to use thermal grease for this.

Avoid back reflection to the device. It may give impact on the device performance in aspects of spectrum and power stability. It also may cause fatal facet damage. Using of optical isolators is highly recommended to block back reflection.

Do not pull the fiber. Do not bend a fiber with a radius smaller than 3 cm. Fiber tip should always be protected from any contamination or damage during the process of installation. After removing the dust-preventing cap covered at fiber tip, carefully clean fiber tip by wiping through one direction using optical lens cleaning paper or cotton swab dabbed with Iso-Propanol or Ethyl alcohol. Operate the device with clean fiber connector only.

Electrostatic discharge is the primary cause of unexpected product failure. Take extreme precaution to prevent ESD. During device installation, ESD protection has to be maintained - use wrist straps, grounded work surfaces and rigorous antistatic techniques when handling the product.

LASER RADIATION
 AVOID EYE OR SKIN EXPOSURE TO
 DIRECT OR SCATTERED RADIATION
 CLASS 4 LASER PRODUCT

CAUTION
 STATIC SENSITIVE DEVICE
 OBSERVE PRECAUTIONS

DANGER

VISIBLE AND/OR INVISIBLE LASER RADIATION
 AVOID EYE OR SKIN EXPOSURE TO
 DIRECT OR SCATTERED RADIATION

DIODE LASER
 MAX POWER 1W
 WAVELENGTH 1000 - 1400 nm
 CLASS IV LASER PRODUCT