



The MXIQER-LN-30 optical IQ modulator is a high bandwidth, low insertion loss, high extinction ratio Dual Parallel Mach-Zehnder Modulator. ixblue proprietary "Magic Junction" (patent n° US2008193077) confers it an unmatched low insertion loss with high optical extinction ratio, and its X-cut design guarantees high stability and zero chirp in a wide range of operational conditions.

The MXIQER modulator is key device in all applications where a combination of high extinction and high bandwidth is required, such as Single Side Band optical signal generation with high suppression ratio of main carrier.

FEATURES

- Superior extinction ratio
- High bandwidth
- X-cut for high stability
- Low insertion loss

APPLICATIONS

- Carrier Suppression Single Side Band
- QPSK, QAM, OFDM

RELATED EQUIPMENTS

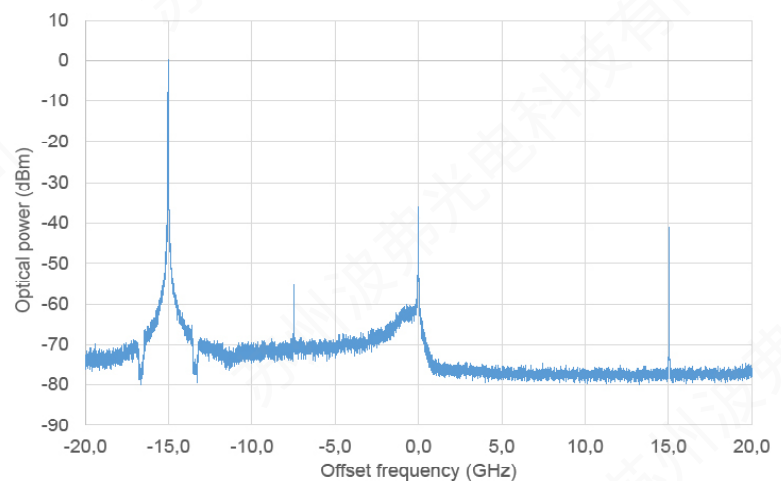
- Analog driver DR-AN
- MBC-IQ Automatic Bias Controller
- ModBox-QAM, ModBox-CS-SSB

MXIQER-LN-30 Performance Highlights

Parameter	Min	Typ	Max	Unit
Operating wavelength	1530	1550	1580	nm
Insertion loss	-	5	7	dB
Carrier attenuation	32	40	-	dB
Side-Band attenuation	32	40	-	dB
Electro-optical bandwidth	20	25	-	GHz

Specifications given at 25 °C, 1550 nm

Optical CS-SSB modulation with carrier and subcarrier suppressions



Electrical Characteristics

Parameter	Symbol	Condition	Min	Typ	Max	Unit
Electro-optic bandwidth	S_{21}	RF electrodes, from 2 GHz	20	25	-	GHz
Ripple S_{21}	ΔS_{21}	RF electrodes	-	0.5	1	dB
Electrical return loss	S_{11}	RF electrodes, 0 - 20 GHz	-	-12	-10	dB
$V\pi$ RF @ 50 kHz	$V\pi_{RF, 50\text{kHz}}$	RF ₁ & RF ₂ electrodes	-	6	7	V
$V\pi$ DC _{1,2} electrodes	$V\pi_{DC, 1,2}$	DC ₁ & DC ₂ electrodes	-	7	7.5	V
$V\pi$ DC ₃ electrodes	$V\pi_{DC, 3}$	DC ₃ electrodes	-	9	12	V
$V\pi$ DC ₃ CS-SSB	$V\pi_{DC, 3-CS-SSB}$	DC ₃ biasing for CS-SSB	-	4.5	6	V
Impedance matching	Z_{in-RF}	-	-	50	-	Ω
DC input impedance	Z_{in-DC}	-	1	-	-	M Ω

Optical Characteristics

Parameter	Symbol	Condition	Min	Typ	Max	Unit
Crystal	-	-	Lithium Niobate X-Cut Y-Prop			
Operating wavelength	λ	-	1530	1550	1580	nm
Insertion loss	IL	Without connectors	-	5	7	dB
Carrier attenuation	C-SER	Measured at 1550 nm and 15 GHz	32	40	-	dB
Side-Band attenuation	SB-SER		32	40	-	dB
Optical return loss	ORL	-	-40	-45	-40	dB
Chirp	α	-	-0.1	0	-0.1	-

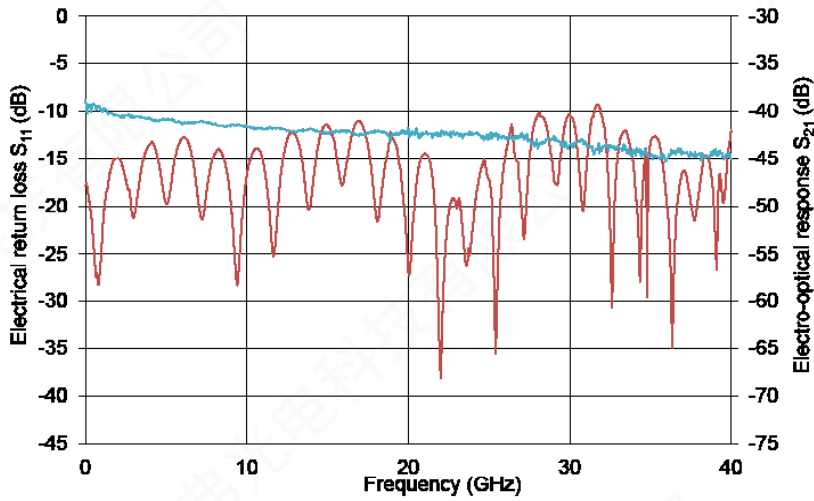
All specifications given at 25°C, 1550 nm, unless differently specified

Absolute Maximum Ratings

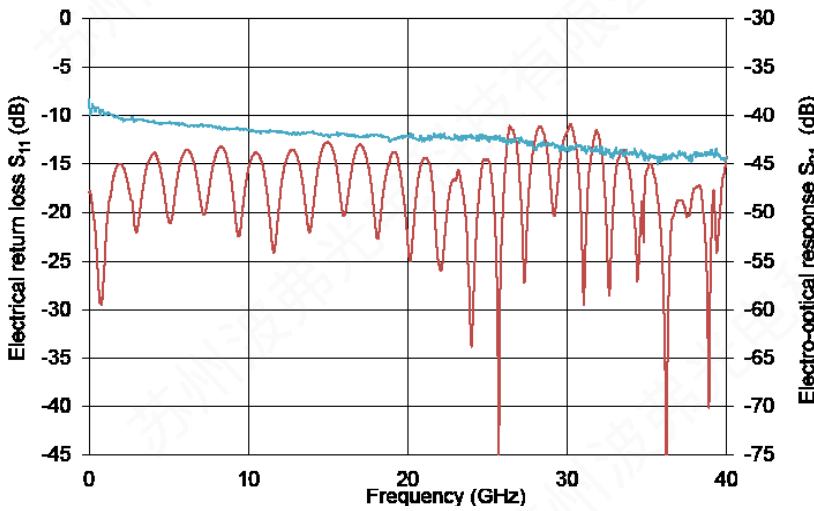
Stresses in excess of the absolute maximum ratings can cause permanent damage to the device. These are absolute stress ratings only. Functional operation of the device is not implied at these or any other conditions in excess of those given in the operational sections of the data sheet. Exposure to absolute maximum ratings for extended periods can adversely affect device reliability.

Parameter	Symbol	Min	Max	Unit
RF input power	EP_{in}	-	28	dBm
Bias voltage	V_{bias}	-20	+20	V
Optical input power	OP_{in}	-	20	dBm
Operating temperature	OT	0	+70	°C
Storage temperature	ST	-40	+85	°C

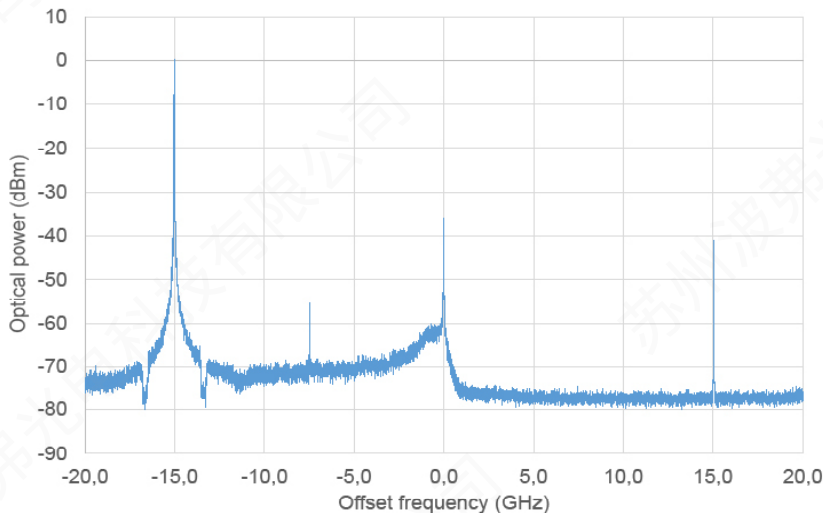
Typical Curve S_{21} & S_{11} from RF₁ Electrode



Typical Curve S_{21} & S_{11} from RF₂ Electrode

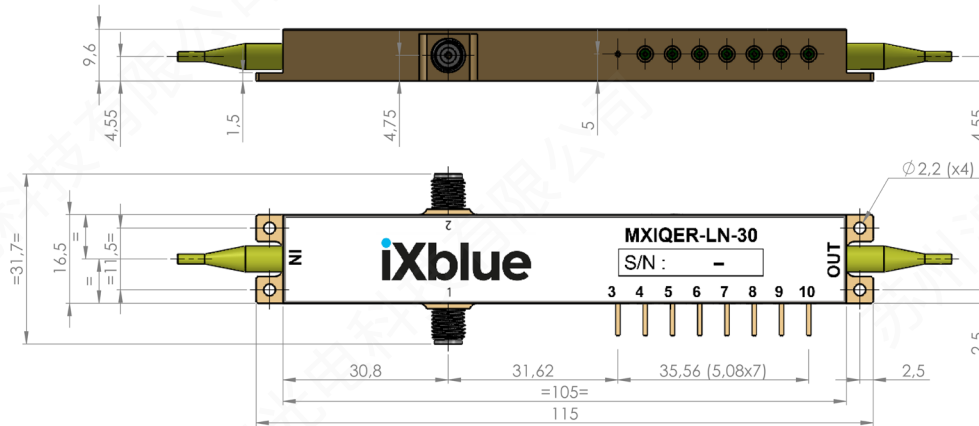


Optical CS-SSB modulation with carrier and subcarrier (modulation @15 GHz)



Mechanical Diagram and Pinout

All measurements in mm



Port	Function	Note
IN / OUT	Optical input port / Optical output port	Polarization maintaining 1550 nm Corning PM 15-U25D length: 1.5 meter, buffer diameter: 900 μm
1 / 2	RF ₁ input port / RF ₂ input port	Female K (SMA compatible)
3	Ground	Pin feed through diameter 1.0 mm
4 / 5 / 6	DC ₂ / DC ₁ / DC ₃	Pin feed through diameter 1.0 mm
7 / 8	Photodiode 1 cathode / anode	Pin feed through diameter 1.0 mm
9 / 10	Photodiode 2 cathode / anode	Pin feed through diameter 1.0 mm

Ordering information

MXIQER-LN-30-PD-Y-Z-AB-CD

Y = Input fiber : P Polarisation maintening
 Z = Input fiber : P Polarisation maintening S Standard single mode
 AB = Output connector : 00 bare fiber FA FC/APC FC FC/SPC
 CD = Output connector : 00 bare fiber FA FC/APC FC FC/SPC
 Note : optical

About us

ixblue Photonics produces specialty optical fibers and Bragg gratings based fiber optics components and provides optical modulation solutions based on the company lithium niobate (LiNbO₃) modulators and RF electronic modules.

ixblue Photonics serves a wide range of industries: sensing and instruments, defense, telecommunications, space and fiber lasers as well as research laboratories all over the world.

3, rue Sophie Germain
 25 000 Besançon - FRANCE
 Tel. : +33 (0)1 30 08 87 43

ixblue reserves the right to change, at any time and without notice, the specifications, design, function or form of its products described herein. All statements, specification, technical information related to the products herein are given in good faith and based upon information believed to be reliable and accurate at the moment of printing. However the accuracy and completeness thereof is not guaranteed. No liability is assumed for any inaccuracies and as a result of use of the products. The user must validate all parameters for each application before use and he assumes all risks in connection with the use of the products